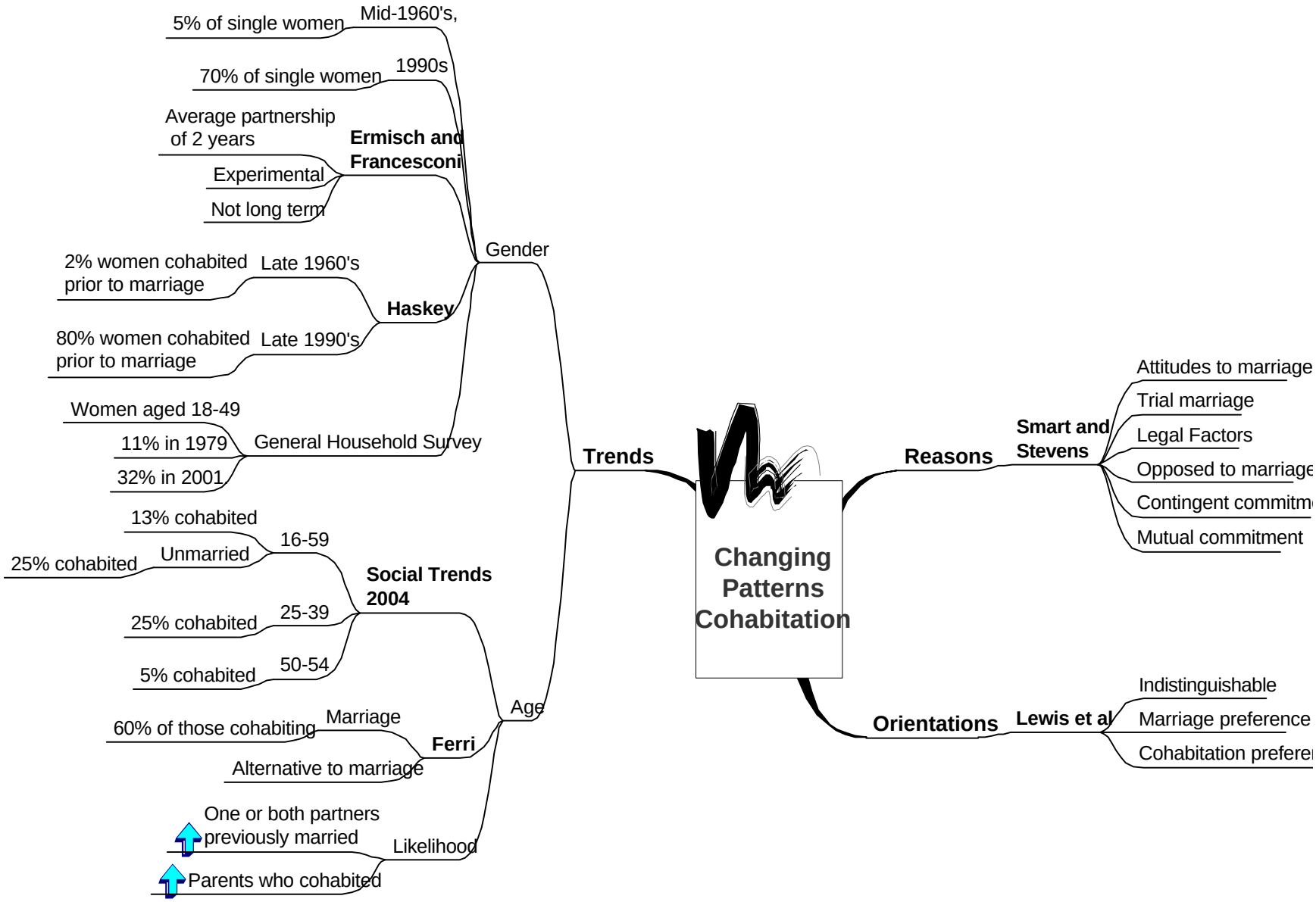
Changing Patterns Cohabitation
Trends
Gender
Mid-1960's,
5% of single women
1990s
70% of single women
Ermisch and Francesconi
Average partnership of 2 years
Experimental
Not long term
Haskey
Late 1960's
2% women cohabited prior to marriage
Late 1990's
80% women cohabited prior to marriage
General Household Survey
Women aged 18-49
11% in 1979
32% in 2001
Age
Social Trends 2004
16-59
13% cohabited
Unmarried
25% cohabited
25-39
25% cohabited
50-54
5% cohabited
Ferri
Marriage
60% of those cohabiting
Alternative to marriage
Likelihood
One or both partners previously married
Parents who cohabited
Reasons
Smart and Stevens
Attitudes to marriage
Trial marriage
Legal Factors
Opposed to marriage
Contingent commitm
Mutual commitment
Orientations
Lewis et al
Indistinguishable
Marriage preference
Cohabitation prefere

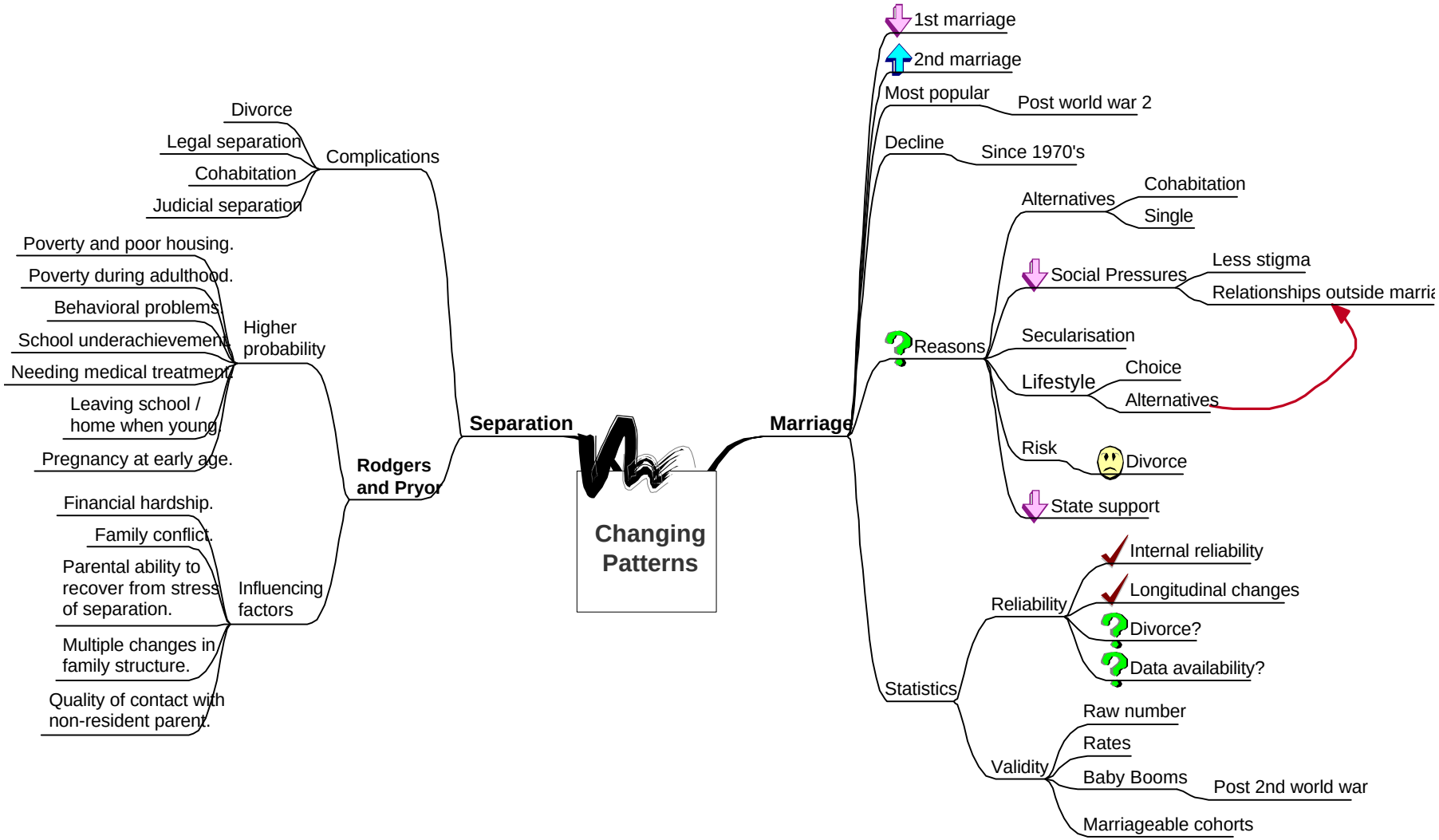
Changing Patterns
Separation
Rodgers and Pryor
Complications
Divorce
Legal separation
Cohabitation
Judicial separation
Higher probability
Poverty and poor housing.
Poverty during adulthood.
Behavioral problems.
School underachievement.
Needing medical treatment.
Leaving school / home when young.
Pregnancy at early age.
Influencing factors
Financial hardship.
Family conflict.
Parental ability to recover from stress of separation.
Multiple changes in family structure.
Quality of contact with non-resident parent.
Marriage
1st marriage
2nd marriage
Most popular
Post world war 2
Decline
Since 1970's
Reasons
Alternatives
Cohabitation
Single
Social Pressures
Less stigma
Relationships outside marria
Secularisation
Lifestyle
Choice
Alternatives
Risk
Divorce
State support
Statistics
Reliability
Internal reliability
Longitudinal changes
Divorce?
Data availability?
Validity
Raw number
Rates
Baby Booms
Post 2nd world war
Marriageable cohorts

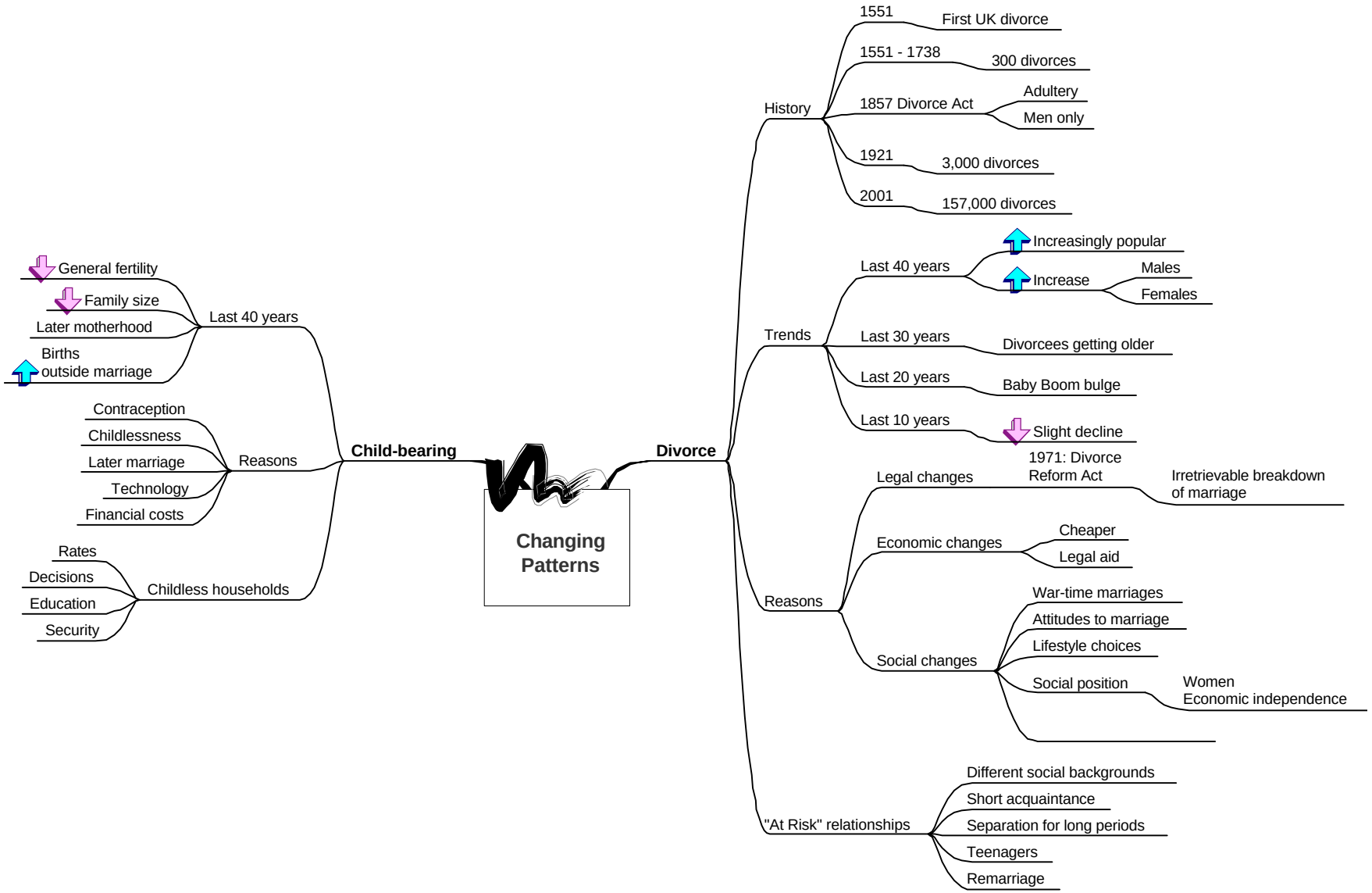
Changing Patterns
Child-bearing
Last 40 years
General fertility
Family size
Later motherhood
Births outside marriage
Reasons
Contraception
Childlessness
Later marriage
Technology
Financial costs
Childless households
Rates
Decisions
Education
Security
Divorce
History
1551
First UK divorce
1551 - 1738
300 divorces
1857 Divorce Act
Adultery
Men only
1921
3,000 divorces
2001
157,000 divorces
Trends
Last 40 years
Increasingly popular
Increase
Males
Females
Last 30 years
Divorcees getting older
Last 20 years
Baby Boom bulge
Last 10 years
Slight decline
Reasons
Legal changes
1971: Divorce Reform Act
Irretrievable breakdown of marriage
Economic changes
Cheaper
Legal aid
Social changes
War-time marriages
Attitudes to marriage
Lifestyle choices
Social position
Women
Economic independence
"At Risk" relationships
Different social backgrounds
Short acquaintance
Separation for long periods
Teenagers
Remarriage